

SALLY AND JAKE

WISE UP AROUND WATER



READER FOR JUNIOR INFANTS TO SECOND CLASS







Sally and Jake see a poster in their local library.

"Oh look" said Jake
"a sandcastle competition at the beach that sounds like so much fun".

"Can we go Mum?" asks Sally.
"Oh please Mum" cries Jake.
Mum agrees!! Hurrah hurrah.



Off they go with buckets and spades
in the hope of a prize!

Sally chooses to hunt for shells to
decorate the castles while Jake
starts to build the castles.

Sally skips along the beach in search
of colourful shells.



After a while she looks up and she can't
see her mum "Oh no" she cries
"where is Mum?" She is upset and goes
to the lifeguard.

She tells him her name, age and her
mum's name.

The lifeguard says "Don't worry Sally
we'll soon find your mum, you did the
right thing coming to tell me".



Meanwhile Sally's mum is looking for her. Luckily, they had a talk in the car on the way to the beach. Mum told Sally and Jake "If you can't find your mum or dad at the beach always go straight to the lifeguards and tell them".


Mum knows Sally was listening in the car and she goes straight to the lifeguards where she hugs Sally tightly.

"Oh Mum" said Sally "I went hunting for shells and all of a sudden I couldn't see you anymore, I was so scared".



"Yes I know" said Mum "you must always make sure to tell me if you are leaving my side, I need to know where you are at all times".

"Oh Mum I will" said Sally "I'm glad we had that talk on the way to the beach, I knew to go to the lifeguards where you would find me".



Well done Sally for going to the lifeguards.
Remember, never wander off on your own.



WORKSHEET CHAPTER 1




Q1: What should Sally have done before she went hunting for shells?

Answer:

Q2: Do you think Sally was correct to speak to the lifeguard and why?

Answer:




Draw the correct face

Q3: Sally went for help and spoke to the _____ when she got lost and couldn't find her mom.

Choose: Frog or Lifeguard.

Q4: Should you ever wander off on your own?

Answer:



Draw the correct face

Q5: What advice would you give a younger child if he/she was going to the beach?

Answer:

Q6: What did you learn from Sally and Jake's day out at the beach?

Answer:



**DRAW A PICTURE OF SOMETHING
YOU LEARNED FROM CHAPTER ONE**






FOREST FROLICS

Chapter Two


Today Sally and Jake have a school tour.
They are going for a nature walk at a forest nearby.
They board the bus and set off on this adventure.





As they walk through the wood they see a lake. It's a lovely sunny day.

Jake and his friends decide to take a closer look at the lake.



"Oh look we can see ourselves in the water. It's like looking in a mirror!" they say. "Wow" they all shout as they move closer and closer to have a look.

"Stay back from the edge of the water" warns the teacher "it's dangerous and you could fall in".





All of a sudden Jake falls forward and topples into the shiny water.

The teacher runs to help him out onto the bank again. "I don't know what happened" said Jake shivering with fright "I felt a push and I fell in".

The teacher wrapped a towel around Jake to help him get dry and warm.

Paul said to the teacher
"I saw Mark push Jake forward and then he fell in".

"So did I" said the teacher crossly.

"Are you alright Jake?"
she asks.

"Yes" said Jake
"but I got an awful fright".



The teacher spoke to the class "Never be a bully, Mark, that was very dangerous and I'm very cross with you. Jake could have been badly hurt. Water is very dangerous and you should never mess around it or in it. Do you all understand?"

"Yes" said the class.



Well done Jake for shouting help when you fell in the water.
Remember, don't be a bully.





WORKSHEET CHAPTER 2



Q1: Should children ever be at the edge of a lake?

Answer:



Draw the correct face

Q2: Mark was a _____ when he pushed Jake into the water.

Choose: Bully or Great friend.



Q3: What do you think about Mark's behaviour?

Answer:



Draw the correct face

Q4: What would you do if you fell into water?

Answer:

Help!



Q5: It is very _____ to go too near the water's edge.

Choose: Clever or Dangerous.



Q6: What did you learn from Sally and Jake's day out at the forest?

Answer:



**DRAW A PICTURE OF SOMETHING
YOU LEARNED FROM CHAPTER TWO**





POOL PARTY

Chapter Three

Sally and Jake are very excited as they have been asked to a pool party. It's Lily's sixth birthday and Lily is Sally's best friend.

They have fun and games in an outdoor blow up pool all afternoon playing Simon says and statues.




Happy birthday to you 🎵



"Come on in kids it's time for cake, juice and tasty treats" says Lily's mum.

Everyone changes quickly and rushes inside. "Let's sing happy birthday to Lily" they say.



"Go on blow out the candles Lily" everyone roars. Whoosh whoosh Lily blows but one candle is left lighting.

"Get Jill to help me" laughs Lily. Jill is Lily's sister she is three and full of fun.

Lily's mum looks for Jill but she is nowhere to be seen. "Jill Jill" they all cry but she doesn't answer. Where can she be wonders Lily's mum.



Just then she looks out the window and sees Jill splashing around in the pool on her own.

"Oh" says Lily's mum as she rushes out to get Jill.



"Jill I couldn't see you, you know you're not allowed to swim on your own".

"Yes Mum" said Jill "but I was having so much fun I forgot the rules, sorry Mummy".



Lily's mum says to all the children
"Remember, never swim alone and
adults should always supervise
children around water".

"You forgot one" said Lily "empty the pool
and other water containers each time you
are finished with them".



Well done for emptying the pool when finished.
Remember, never swim alone.





WORKSHEET CHAPTER 3



Q1: Where did Lily have her party?

Answer:



Q2: They should have checked that all the _____ were out of the pool before they went inside.

Choose: Toys or Children.



Q3: Should you ever swim or play in water alone?

Answer:



Draw the correct face



Q4: Who should supervise children when they are in water?

Answer:



Q5: Should you play in or around water containers or pools of water?

Answer:



Draw the correct face

Q6: What did you learn from Sally and Jake's day out at Lily's Birthday Party?

Answer:



**DRAW A PICTURE OF SOMETHING
YOU LEARNED FROM CHAPTER THREE**





Sally and Jake are going on a trip to the beach today. The sun is out and smiling down on everyone! Mum checks the beach conditions on Facebook to see what the lifeguards advice is today.

"We have to check which beach the lifeguards are working on" says Jake.

"How will we know this?" asks Sally. "The red and yellow flag will be flying" explains Jake.

"That's a very clever and safe idea" agreed Sally.

www.facebook.com/CorkcocoBeachLifeguardService



Soon they arrive at the beach.
"Look, look" shouts Sally "there it is flying
high in the sky the red and yellow flag,
you were right Jake".



Mum speaks to the lifeguards
before they set off down the
beach to pick their spot.

"What did the lifeguards say
Mum?" asks Sally and Jake.

They said "Be cool and stick to
the rules".



These are the rules.

The red and yellow flag means the lifeguard is on duty and it's safe to swim. Swim between these flags and close to the shore. The red and yellow flags show the area where the lifeguards are watching so it's the safest place to swim.




The red flag means stop, danger no swimming.

Never swim on your own or in strange places. Never swim when you are hot, tired or just after eating.



Don't forget to wear your sun cream and drink plenty of water. Don't swim out after a floating object such as a football.





"Golly" said Sally "I didn't know there were so many things that were dangerous at the seaside, I'm glad we know about them now. The lifeguards are so cool and keep us safe when we are off from school!"

"Come on Sally" said Jake "lets go for a swim between the red and yellow flags".



Well done for swimming between the red and yellow flags.
Remember the rules at the beach.



WORKSHEET CHAPTER 4



Q1: How did Sally and Jake's Mum Check the beach conditions?

Answer:

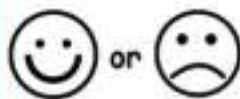
Q2: If the red and yellow flag is flying that means the _____ are working on the beach.

Choose: Lifeguards or Shopkeepers.



Q3: Can you swim at the beach if the red and yellow flag is flying?

Answer:



Draw the correct face

Q4: What did the lifeguards say to Sally and Jake's mum?

Answer:



Q5: Can you swim at the beach if the red flag is flying?

Answer:



Draw the correct face



Q6: What should you remember to bring with you to the beach?

Answer:



**DRAW A PICTURE OF SOMETHING
YOU LEARNED FROM CHAPTER FOUR**



LIST OR DRAW A PICTURE ABOUT THE RULES AROUND WATER





DOGROSE *media*

Illustrated and designed by
Linda Biggane Dogrose Media
www.dogrosemedia.com

Author Caroline Casey
© Caroline Casey Water Safety
Development Officer Cork County Council 2014



- www.corkcoco.ie - www.lws.ie -



Find Cork County Council
on Facebook and Twitter